



Australian Electricity Market Overview

Energy Derivatives
Calendar Year 2024

This is for general information purposes only, does not constitute financial product advice and is provided on a non-reliance basis. By accepting and retaining this information, the recipient represents that the recipient is a wholesale client. Futures and options trading involve the potential for both profits and losses and only licensed persons can advise on this risk. You should obtain independent professional advice in assessing the effect of the information on your circumstances and before making any financial decisions. ASX Limited does not give any warranty or representation as to the accuracy, reliability or completeness of the information. To the maximum extent permitted by law, ASX Limited and its related bodies corporate and their employees, officers and contractors shall not be liable for any loss or damage arising in any way (including by way of negligence or otherwise) from or in connection with any information provided or omitted or from any one acting or refraining to act in reliance on this information. The information does not take into account your objectives, financial situation or needs. A recipient of the information should make their own independent assessment of the matters in this information, after making such investigations as they deem necessary. A recipient must rely on their own representatives and advisers in relation to this information.

ASX Australian Futures Market – Calendar Year 2024 Highlights

Volumes were 550% of underlying power consumption

Average Daily Volume of 3.76 TWh / 1,715 contracts*

Over \$88 billion in Face Value traded

954 TWh traded

Growth of the ASX Australian Electricity Futures Market

Listed since 2002

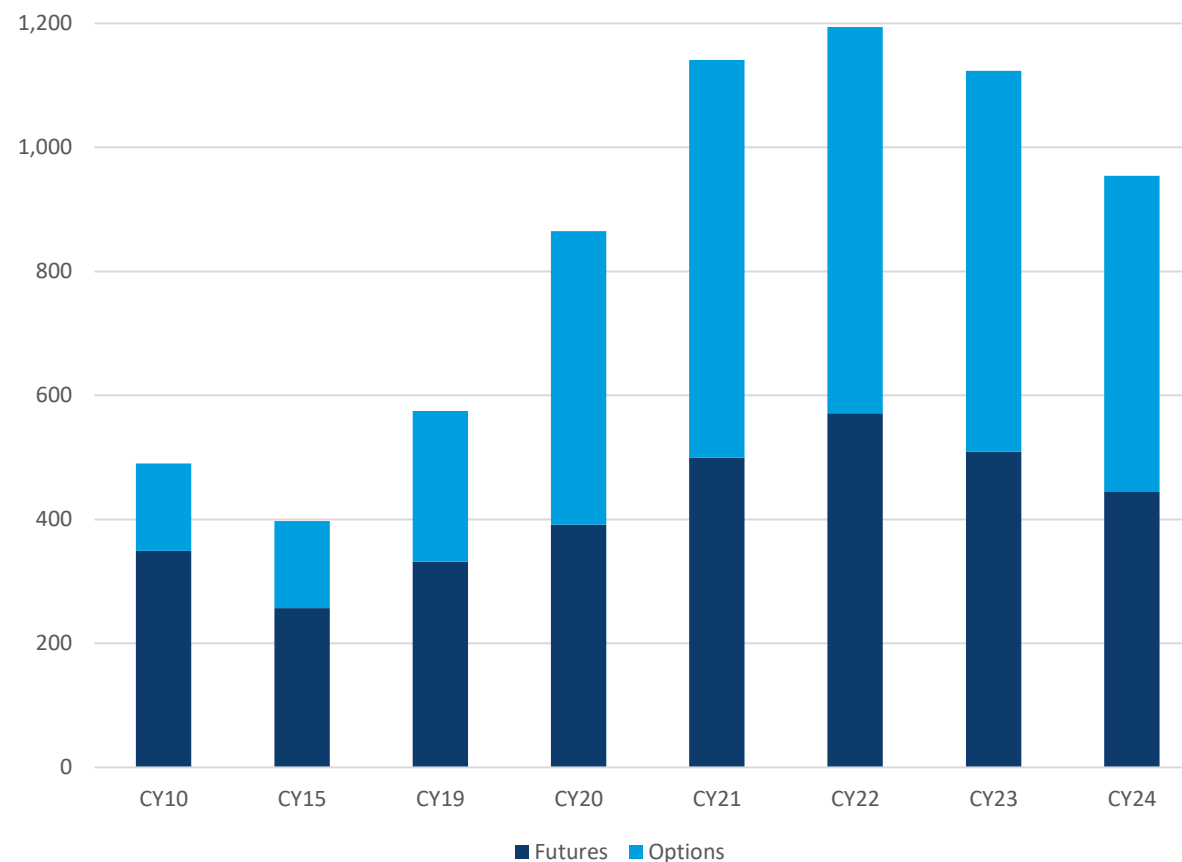
Key Features

- **Large Options market** – used to manage exposure to price movements in the wholesale electricity market.
- **Unique \$300 Cap contract** – unique product that is priced like a strip of many options and is used to manage exposure to spikes in the spot electricity market price.
- **Energy markets are changing** – the shift to renewable generation is driving change in market behaviour.

Key Benefits

- **Price transparency and liquidity** – one of the most liquid electricity markets in Asia Pacific (with market makers).
- **Unique Alpha** – trading Australian electricity derivatives that are AUD denominated and uncorrelated to other financial markets.
- **Centrally cleared contracts** – reducing settlement and counterparty credit risk.

Australian Electricity (TWh)*



Introduction to the National Electricity Market (NEM)

Wholesale Electricity Pool Price

- NEM interconnects five regional markets - NSW, QLD, VIC, SA and TAS.
- Australian Energy Market Operator (AEMO) is the wholesale electricity market operator.
- AEMO publishes the wholesale electricity pool price for each region.
- AEMO spot price varies from $-\$1,000/\text{MWh}$ to $+\$17,500/\text{MWh}$.*
- ASX Electricity Futures are listed for the NSW, QLD, VIC and SA regions.
- ASX Electricity Futures are cash settled against the wholesale electricity pool price average for the region.
- ASX Electricity Futures do not involve physical delivery of electricity.



ASX Energy & Environmental Product Suite

Commodity	Product Type
1. Australian Electricity	<ul style="list-style-type: none"> • Base Load Month Futures (EN, EQ, ES, EV) • Base Load Quarter Futures (BN, BQ, BS, BV) • Peak Load Quarter Futures (PN, PQ, PS, PV) • Base Load Quarter \$300 Cap Futures (GN, GQ, GS, GV) • Base Load Strip Options (CY/FY) (HN, HQ, HS, HV) • Base Load Quarter Average Rate Options (BN, BQ, BS, BV)
2. Australian Natural Gas	<ul style="list-style-type: none"> • Victorian Natural Gas Quarter Futures (GX) • Victorian Natural Gas Strip Futures (GY) • Wallumbilla Natural Gas Month Futures (GZ)
3. New Zealand Electricity	<ul style="list-style-type: none"> • Base Load Month Futures (ED, EH) • Base Load Quarter Futures (EA, EE) • Peak Load Quarter Futures (EC, EG) • Base Load Strip Options (CY/FY) (EB, EF) • Base Load Quarter Average Rate Options (EB, EF)
4. Environmental	<ul style="list-style-type: none"> • Australian Carbon Credit Unit Futures (CA) • Large Generation Certificate Futures (CL) • New Zealand Unit Futures (CN)

Summary of ASX Australian Electricity Futures

Underlying Commodity	Electrical energy bought and sold in a region of the wholesale electricity market operated by AEMO (NSW, QLD, VIC, SA)
Contract Period	Calendar quarters - March (H), June (M), September (U), December (Z). Calendar month contracts are also available.
Settlement Price	Arithmetic average of the NEM final base/peak load spot prices during the contract period, rounded to 2 decimal places. Provisional Settlement Price will be declared on the first Business Day after expiry and confirmed on the third Business Day after expiry.
Trading Hours	10:00am - 4:00pm (AEST/AEDT) Block Trades may be agreed at any time except during the pre-open period (9:45am-10:00am on Exchange business days)
Base Load Contract Unit	1 Megawatt of electrical energy per hour during the base load profile (00:00 hours Monday to 24:00 hours Sunday) bought and sold in a region over the contract period. The size (in Megawatt hours) of each Contract will vary depending on the number of days and base load hours within the contract period.
Peak Load Contract Unit	1 Megawatt of electrical energy per hour during the peak load profile (07:00 - 22:00 hours Monday to Friday, excluding public holidays) bought and sold in a region over the contract period. The size (in Megawatt hours) of each Contract will vary depending on the number of days and peak load hours within the contract period.

Summary of ASX Australian Electricity Cap Futures Market

Underlying Commodity	Electrical energy bought and sold in a region of the wholesale electricity market operated by AEMO (NSW, QLD, VIC, SA)
Contract Period	Calendar quarters - March (H), June (M), September (U), December (Z).
Settlement Price	Cumulative amount (in dollars) of each spot price exceedance of a \$300 spot price during the contract period, divided by the number of settlement periods in the contract period.
Trading Hours	10:00am - 4:00pm (AEST/AEDT) Block Trades may be agreed at any time except during the pre-open period (9:45am-10:00am on Exchange business days)

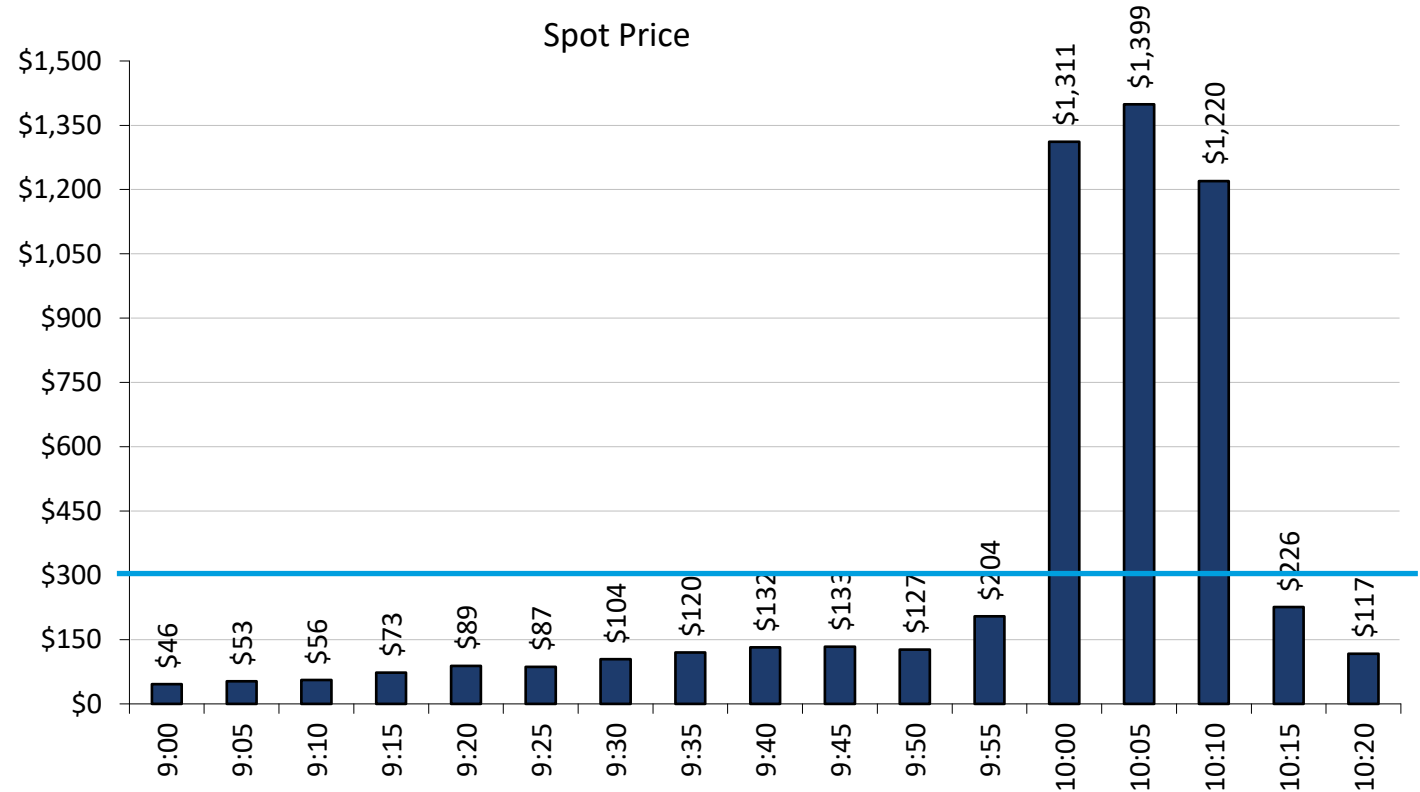
ASX Electricity Cap Futures Contract

What is a Cap payout?

- Australian Electricity Base Load Cap Futures are priced like a strip of many options with a strike price of \$300.
- In this example there are 3 periods that exceed \$300 during the contract period.

Time	Price (\$)	Exceedance (\$)
10:00	1,311.24	1,011
10:05	1,398.65	1,099
10:10	1,220.09	920

Aggregate exceedance price =	\$3,030
Total settlement periods in the quarter =	25,920
Final Cash Settle Price in \$/MWh =	\$0.12

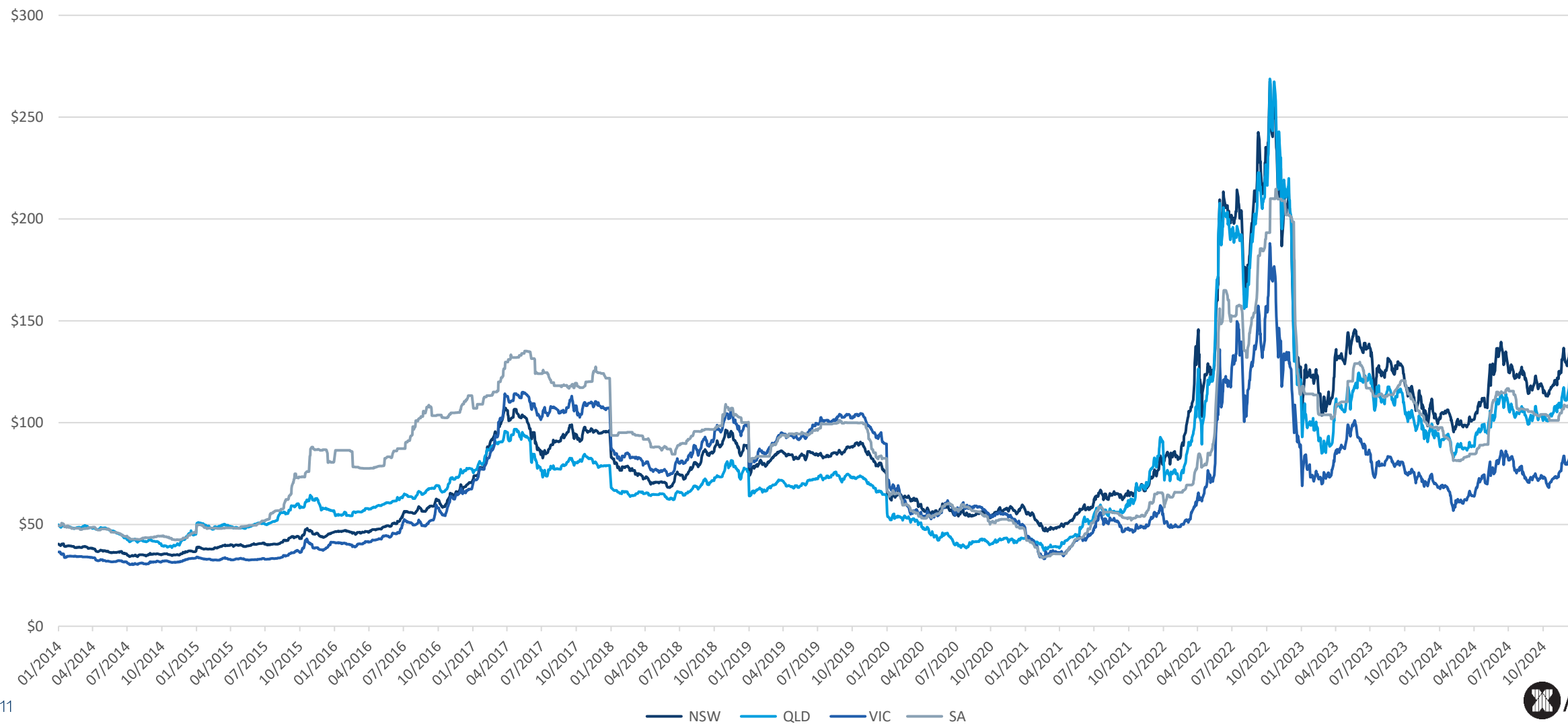


ASX Australian Electricity Options

	Quarter Asian Options	Year Strip Options
Option style	European	American
Expiry date	3rd Business Day after end of underlying quarter	6 weeks prior to the commencement of the underlying strip of futures
Underlying delivery	Base Load Quarter Future Contract	4 consecutive Base Load Quarter Futures Contracts comprising the Calendar or Financial year e.g. Q1 2025, Q2 2025, Q3 2025 & Q4 2025
Regions available	NSW, VIC, SA, QLD	NSW, VIC, SA, QLD
Exercise type	Cash Settled	Automatic, with ability for buyer to manually abandon or exercise.
Quotation	AUD \$/MWh e.g. \$1.34/MWh	AUD \$/MWh e.g. \$1.34/MWh
Minimum Tick increment	\$0.01/MWh	\$0.01/MWh
Tick Value (per \$0.01/MWh increment)	\$0.01/MWh x Hours in the Quarter	Either \$87.60 (for an underlying year which is not a leap year); or \$87.84 (for an underlying year which is a leap year)

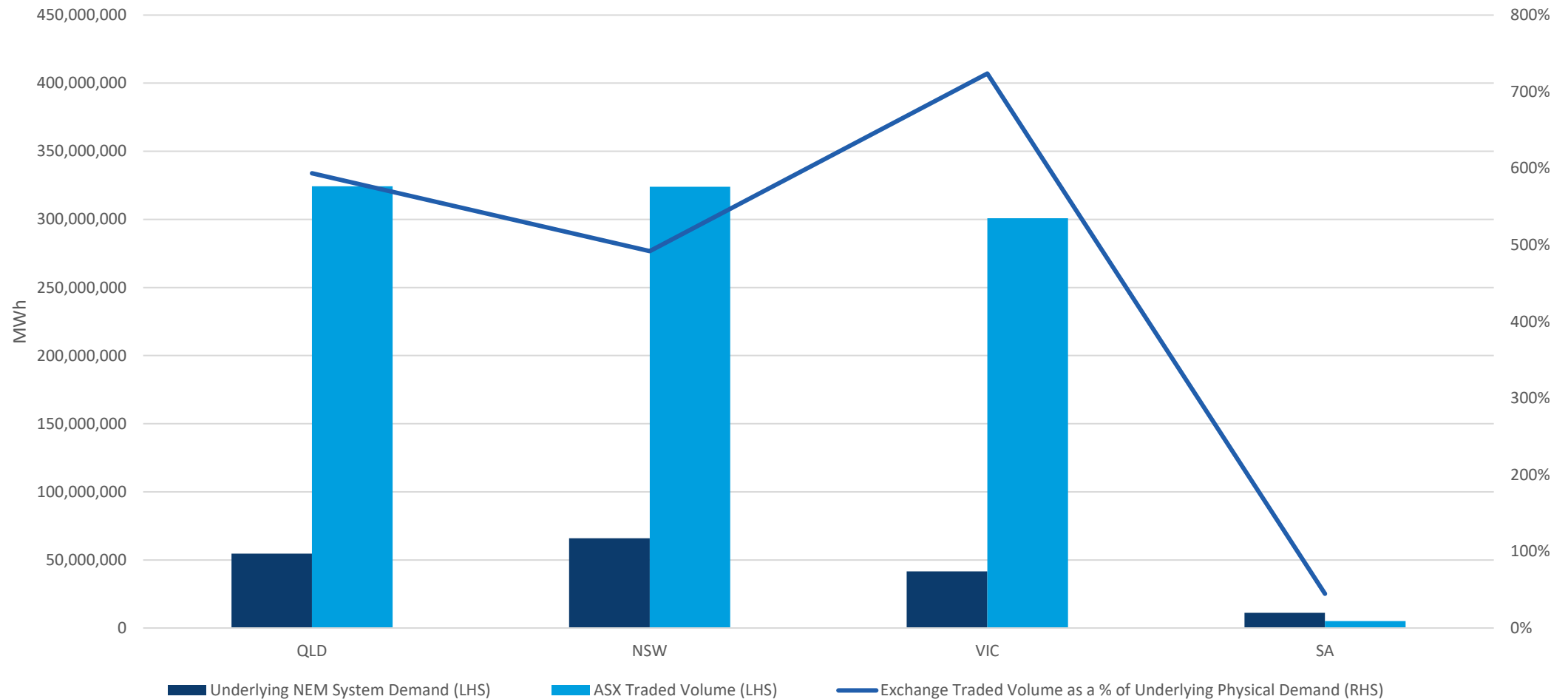
Base Load Electricity Futures Price History

Base Load Calendar Year Settlement Prices (Spot +1 rolling)



Liquidity by Region - ASX traded volume compared to physical market

CY 2024



ASX Energy Data Subscription

ASX offers an energy data subscription service which contains:

- Historical futures and options settlement prices and volumes
- Full trade log history
- Daily Settlement Price, Open Interest and Trade log files

To view sample files please go to https://www.asxenergy.com.au/products/data_centre/daily-files.

Subscriptions and packages for energy data information
https://www.asxenergy.com.au/products/data_centre/packages.

Please click here to start your free 30 day trial period <https://www.asxenergy.com.au/subscribe>.

ASX Information Services

For further information or questions about accessing ASX energy market data, please contact the team at:

[information.services@
asx.com.au](mailto:information.services@asx.com.au)

Some useful ASX and industry links

- Free intraday prices (20 min delayed): https://www.asxenergy.com.au/futures_au
- Free daily trade log: <https://www.asxenergy.com.au/trades>
- Free daily Block Trade publication and alerts: <https://www.asxenergy.com.au/custom>
- Weekly Market Wrap newsletter: https://www.asxenergy.com.au/newsroom/market_wrap
- Introductory videos on Australian Electricity: <https://www2.asx.com.au/markets/trade-our-derivatives-market/overview/energy-derivatives>
- Australian Energy Regulator “State of the Energy Market Report”: <https://www.aer.gov.au/publications/state-of-the-energy-market-reports>
- Australian Financial Markets Association annual report: <https://afma.com.au/annual-report>
- AEMO Data Dashboard - <http://aemo.com.au/Electricity/National-Electricity-Market-NEM/Data-dashboard>
- 7-day forecast of the “Scheduled Reserve”: - <http://www.aemo.com.au/Electricity/National-Electricity-Market-NEM/Data-dashboard#7-day-outlook>
- Free government weather service: <http://www.bom.gov.au/australia/majorcities.shtml>

ASX Commodities

For further information or questions about accessing the market, please contact the team at:

commodities@asx.com.au

